


DESIGNS BY PETRO - APPLIQUE CUDDLES 4X4 & 5X7

PETAPPLCUDDLE01



	<u>Marathon</u>	<u>Name of color (Pes)</u>		<u>Marathon</u>	<u>Name of color (Pes)</u>	<u>Size</u>	<u>Stitches</u>
1	1080	Purple	13	1335	Red	<u>4x4</u>	
2	1078	Placement Line				99.5x89.0mm	6,289
3	1078	Cutting Line					
4	1078	Lilac				<u>5x7</u>	
5	1080	Purple				129.4x115.9mm	8,924
6	1027	Placement Line					
7	1027	Cutting Line					
8	1027	Carmine					
9	1180	Olive Green					
10	1097	Sky Blue					
11	1229	Dark Fuchsia					
12	1009	Yellow					

PETAPPLCUDDLE02



	<u>Marathon</u>	<u>Name of color (Pes)</u>		<u>Marathon</u>	<u>Name of color (Pes)</u>	<u>Size</u>	<u>Stitches</u>
1	1409	Deep Gold	13	1078	Purple	<u>4x4</u>	
2	1041	Placement Line	14	1335	Dark Fuchsia	99.4x94.2mm	7,513
3	1041	Cutting Line					
4	1041	Deep Gold				<u>5x7</u>	
5	1409	Tangerine				129.3x122.5mm	10,463
6	1180	Olive Green					
7	1040	Placement Line					
8	1040	Cutting Line					
9	1040	Cream Yellow					
10	1041	Deep Gold					
11	1180	Olive Green					
12	1097	Sky Blue					

PETAPPLCUDDLE03



	<u>Marathon</u>	<u>Name of color (Pes)</u>		<u>Marathon</u>	<u>Name of color (Pes)</u>	<u>Size</u>	<u>Stitches</u>
1	1305	Khaki	13	1097	Sky Blue	<u>4x4</u>	
2	1041	Placement Line	14	1335	Dark Fuchsia	89.2x99.2mm	6,247
3	1041	Cutting Line	15	1161	Dark Brown		
4	1041	Salmon Pink				<u>5x7</u>	
5	1305	Pink				127.5x142.1mm	9,701
6	1305	Placement Line					
7	1305	Cutting Line					
8	1305	Pink					
9	1157	Khaki					
10	1342	Teal Green					
11	1009	Yellow					
12	1180	Olive Green					

PETAPPLCUDDLE04



	<u>Marathon</u>	<u>Name of color (Pes)</u>		<u>Marathon</u>	<u>Name of color (Pes)</u>	<u>Size</u>	<u>Stitches</u>
1	1420	Deep Gold	13	1335	Red	<u>4x4</u>	
2	1007	Placement Line				100.0x91.8mm	6,155
3	1007	Cutting Line					
4	1007	Cream Yellow				<u>5x7</u>	
5	1009	Yellow				130.0x119.3mm	8,781
6	1009	Placement Line					
7	1009	Cutting Line					
8	1009	Yellow					
9	1420	Khaki					
10	1007	Cream Yellow					
11	1180	Olive Green					
12	1097	Sky Blue					

PETAPPLCUDDLE05



	<u>Marathon</u>	<u>Name of color (Pes)</u>		<u>Marathon</u>	<u>Name of color (Pes)</u>	<u>Size</u>	<u>Stitches</u>
1	1330	Placement Line	13	1049	Red	<u>4x4</u>	
2	1330	Cutting Line	14	1159	Placement Line	99.2x79.8mm	6,705
3	1330	Sky Blue2	15	1159	Cutting Line		
4	1173	Teal Green	16	1159	Pewter		
5	1172	Placement Line	17	1180	Olive Green	<u>5x7</u>	
6	1172	Cutting Line	18	1097	Sky Blue	129.0x103.7mm	10,028
7	1172	Seacrest					
8	1330	Sky blue2					
9	1173	Placement Line					
10	1173	Cutting Line					
11	1173	Olive Green					
12	1172	Seacrest					

DESIGNS BY PETRO - APPLIQUE CUDDLES 4X4 & 5X7

PETAPPLCUDDLE06



	<u>Marathon</u>	<u>Name of color (Pes)</u>		<u>Size</u>	<u>Stitches</u>
1	1180	Olive Green		<u>4x4</u>	
2	1180	Placement Line		99.0x89.9mm	7,031
3	1180	Cutting Line			
4	1180	Olive Green		<u>5x7</u>	
5	1181	White		129.7x117.0mm	9,900
6	1180	Placement Line			
7	1180	Cutting Line			
8	1180	Olive Green			
9	1097	Sky Blue			
10	1049	Red			
11	1181	White			

PETAPPLCUDDLE07



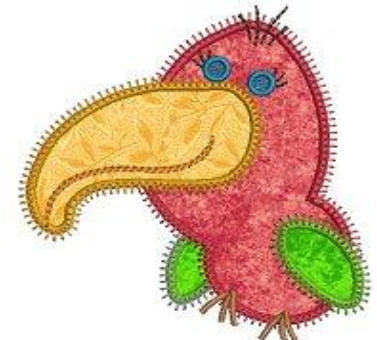
	<u>Marathon</u>	<u>Name of color (Pes)</u>		<u>Marathon</u>	<u>Name of color (Pes)</u>	<u>Size</u>	<u>Stitches</u>
1	1007	Placement Line	13	1097	Sky Blue	<u>4x4</u>	
2	1007	Cutting Line	14	1009	Yellow	99.4x99.8mm	7,934
3	1007	Cream Brown	15	1420	Deep Gold		
4	1009	Yellow				<u>5x7</u>	
5	1420	Placement Line				129.8x130.0mm	11,849
6	1420	Cutting Line					
7	1420	Deep Gold					
8	1009	Yellow					
9	1007	Placement Line					
10	1007	Cutting Line					
11	1007	Cream Brown					
12	1180	Olive Green					

PETAPPLCUDDLE08




	<u>Marathon</u>	<u>Name of color (Pes)</u>		<u>Marathon</u>	<u>Name of color (Pes)</u>	<u>Size</u>	<u>Stitches</u>
1	1095	Placement Line	13	1180	Olive Green	<u>4x4</u>	
2	1095	Cutting Line	14	1097	Sky Blue	97.3x99.1mm	9,039
3	1095	Lavender	15	1067	Corn Flower Blue		
4	1067	Placement Line				<u>5x7</u>	
5	1067	Cutting Line				127.2x129.3mm	11,171
6	1067	Corn Flower Blue					
7	1094	Light Blue					
8	1095	Lavender					
9	1067	Placement Line					
10	1067	Cutting Line					
11	1067	Corn Flower Blue					
12	1095	Lavender					

PETAPPLCUDDLE09




	<u>Marathon</u>	<u>Name of color (Pes)</u>		<u>Marathon</u>	<u>Name of color (Pes)</u>	<u>Size</u>	<u>Stitches</u>
1	1123	Placement Line	13	1009	Placement Line	<u>4x4</u>	
2	1123	Cutting Line	14	1009	Cutting Line	92.6x98.4mm	6,347
3	1123	Lime Green	15	1009	Deep Gold		
4	1330	Moss Green	16	1420	Light Brown		
5	1229	Placement Line	17	1159	Amber Red	<u>5x7</u>	
6	1229	Cutting Line	18	1180	Olive Green	120.4x127.9mm	9,052
7	1229	Dark Fuchsia	19	1097	Sky Blue		
8	1151	Red					
9	1123	Placement Line					
10	1123	Cutting Line					
11	1123	Lime Green					
12	1330	Moss Green					


PETAPPLCUDDLE10





	<u>Marathon</u>	<u>Name of color (Pes)</u>		<u>Marathon</u>	<u>Name of color (Pes)</u>	<u>Size</u>	<u>Stitches</u>
1	1266	Placement Line				<u>4x4</u>	
2	1266	Cutting Line				99.9x88.5mm	4,880
3	1266	Sky Blue					
4	1105	Teal Green				<u>5x7</u>	
5	1105	Placement Line				129.9x105.2mm	6,453
6	1105	Cutting Line					
7	1105	Sky Blue					
8	1335	Dark Fuchsia					
9	1180	Olive Green					
10	1097	Sky Blue					
11	1107	Teal Green					
12	1157	Tangerine					


DESIGNS BY PETRO - APPLIQUE CUDDLES 4X4 & 5X7

<u>PETAPPLCUDDLE11</u>	<u>Marathon</u>	<u>Name of color (Pes)</u>	<u>Size</u>	<u>Stitches</u>
	1	1123 Lime Green	<u>4x4</u>	
	2	1330 Teal Green	66.4x98.1mm	5,697
			<u>5x7</u>	
			100.0x128.5mm	8,447

<u>PETAPPLCUDDLE12</u>	<u>Marathon</u>	<u>Name of color (Pes)</u>	<u>Size</u>	<u>Stitches</u>
	1	1330 Teal Green	<u>4x4</u>	
	2	1123 Lime Green	57.4x80.8mm	3,780
	3	1447 Mint green		
	4	1009 Yellow		
	5	1335 Dark Fuchsia	<u>5x7</u>	
			74.7x104.8mm	5,046

<u>PETAPPLCUDDLE12a</u>	<u>Marathon</u>	<u>Name of color (Pes)</u>	<u>Size</u>	<u>Stitches</u>
	1	1330 Teal Green	<u>4x4</u>	
	2	1123 Lime Green	69.4x97.4	4,696
	3	1447 Mint green		
	4	1009 Yellow		
	5	1335 Dark Fuchsia	<u>5x7</u>	
			90.2x120.4mm	6,404

<u>PETAPPLCUDDLE13</u>	<u>Marathon</u>	<u>Name of color (Pes)</u>	<u>Size</u>	<u>Stitches</u>
	1	1144 Light Brown	<u>4x4</u>	
	2	1172 Lime Green	99.4x81.2mm	4,700
	3	1182 White		
	4	1140 Deep Rose		
	5	1140 Teal Green	<u>5x7</u>	
	6	1140 Gray	129.1x105.6mm	6,600
	7	1159 Deep Rose		
	8	1159 Teal Green		
	9	1159 Dark Brown		
	10	1067 Prussian Blue		

<u>PETAPPLCUDDLETEST</u>	<u>Marathon</u>	<u>Name of color (Pes)</u>	<u>Marathon</u>	<u>Name of color (Pes)</u>	<u>Size</u>	<u>Stitches</u>
	1	1054 Dark Fuchsia	13	1052 Carmine	<u>4x4</u>	
	2	1052 Placement Line	14	1180 Olive Green	100.0x83.9mm	7,160
	3	1052 Cutting Line	15	1097 Sky Blue		
	4	1052 Tack down	16	1007 Placement Line		
	5	1052 Carmine	17	1007 Cutting line	<u>5x7</u>	
	6	1054 Dark Fuchsia	18	1007 Cream Yellow	129.9x109.0mm	10,331
	7	1051 Placement Line	19	1051 Deep Rose		
	8	1051 Cutting Line	20	1052 Dark Fuchsia		
	9	1051 Deep Rose	21	1007 Cream Yellow		
	10	1052 Dark Fuchsia	22	1420 Tangerine		
	11	1052 Placement Line				
	12	1052 Cutting Line				

DESIGNS BY PETRO - APPLIQUE CUDDLES 4X4 & 5X7

APPLIQUE INSTRUCTIONS

Please note that Buzz Tools change the names of the colors to be used to differentiate between the different stages when you appliqué.

Make sure you adhere to the attached color chart when you stitch out the appliqué designs.

Always remember to test stitch any design. Especially when you want to create something different.

All the designs are digitized so that the appliqué design will be trimmed in the hoop.

1. Hoop material to be appliquéed and attach stabilizer.
2. An outline will be stitched to indicate the position of the appliqué pattern.
3. Remove hoop from machine, and without taking material out of hoop attach material to be used for appliqué.
4. To create a different look, two layers of 130 gsm batting can be placed underneath the material. The material must be pulled tight and pinned to the hooped material.
5. An outline will be stitched to indicate the trim line amongst which the material must be trimmed.
6. Remove hoop again from machine and trim material as close as possible to trim line.
7. Attach hoop to machine.
8. The trimmed material will now be tacked down.
9. The satin outline will now be stitched.

Each stage will be indicated on your machine in a different color.

Thank you for purchasing designs by Petro Duvenage from <http://www.secretsof.com/designsbypetro>

Please do not hesitate to contact me if you have any queries.

Happy stitching!!

majobas@iafrica.com
p@designsbypetro.com